


A




**tie string
from A to B
to secure
mask on
head**



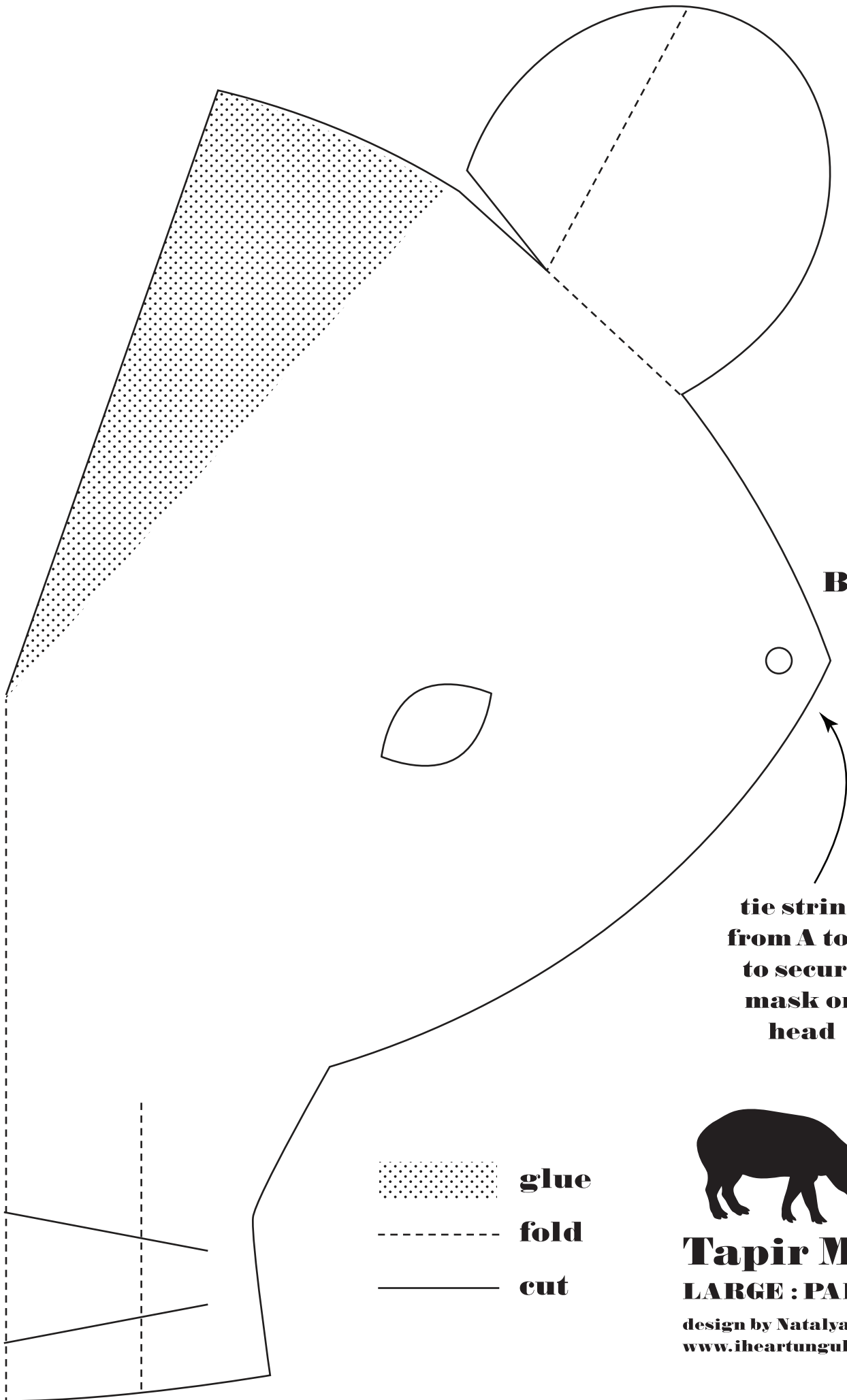
Tapir Mask

LARGE : PART 1


design by Natalya Zahn
www.iheartungulates.com

-  **glue**
-  **fold**
-  **cut**

cut out and affix this edge to other half of mask.
you may assemble as is,
or trace onto a single, larger sheet, for best results.



-  **glue**
-  **fold**
-  **cut**



Tapir Mask

LARGE : PART 2

design by Natalya Zahn
www.iheartungulates.com